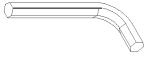




INSTRUCTIVO DE ARMADO CAMA Q.S. URBANA LOFT PANEL. **1**
LOFT PANEL Q.S. BED ASSEMBLY INSTRUCTIONS.



1 Llave allen.
1 Allen key



3 Tornillos allen.
3 Allen screws.



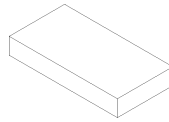
26 Tornillos de 1 1/2".
26 Screws of 1 1/2".



10 Tornillos de 5 X 5/8".
10 Screws of 5 x 5/8".



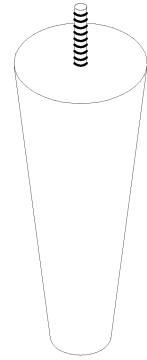
1 Cabecera QS.
1 Headboard QS.




1 Paragolpes
1 Blow absorber



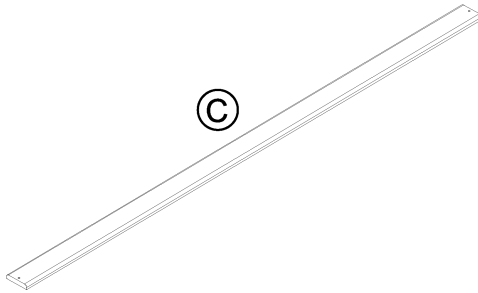
1 Piecera QS.
1 Footboard QS.



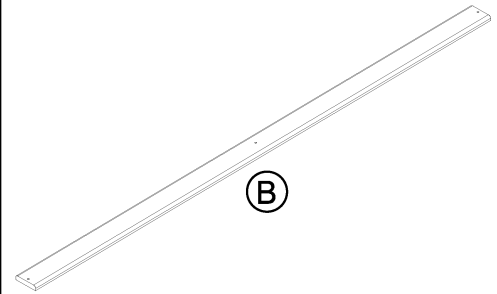
2 Patas.
2 Legs.




2 Rieles.
2 rails.




10 Slat.
10 slat.



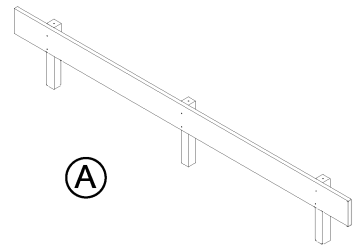
3 Soporte colchon con 1 perforacion.
3 Perforated slat.



4 Tapa lateral.
4 Slat cover side.



1 Tapa frente.
1 Slat cover front.



1 Riel central.
1 Slat center rail.